

REVISIONS				
SHEET	REV	DESCRIPTION	DATE	APPROVED
1	A	BY REVISION: 1) CHANGED FLAGNOTE 8. WAS: ... MUTE AUDIO MOD DRAWING LP1537-AC505, YP1536-AC506, & LPY536-AC507.	9/30/03 CGS	
1	3	2) ADDED FLAGNOTE 9. 3) ADDED A1521, A1522, A1523, & A1524 REFDES(S) TO EXISTING SPLICES.		
3	3	4) ADDED WIRE COLORS. EFF: EC52743		
2	B	BY REVISION: 1) DELETED REFERENCE INFORMATION. 2) P1X1 WAS P11, S1X1 WAS S11. EFF: EC52743	12/8/03 KSB	
2	C	BY REVISION: 1) ADDED REF SPLICES FOR CABIN INTERCOM WIRES. EFF: EC52743	6/7/04 CGS	

NOTES:

- THIS DRAWING FILED IN CCD.
- FOR GROUND/LIGHTING BLOCK LOCATIONS, REFER TO THE GROUND/LIGHTING INSTL DWG CALLED OUT ON THE AVIONICS INSTL KIT.
- AN ASTERISK PRECEDING A LETTER INDICATES LOWER CASE.
- SLEEVE ALL EXPOSED TERMINALS WITH HEAT SHRINK SLEEVING.
- TERMINAL NUMBERS ON MIC AND PHONE JACKS ARE AS FOLLOWS: 1 = SLEEVE
2 = RING
3 = TIP
- ALL SINGLE CONDUCTOR WIRE SHALL BE PER M81044/12-XX-9 SHIELDED SINGLE CONDUCTOR PER M27500-(XX)JL1T08 SHIELDED PAIR CONDUCTOR PER M27500-(XX)JL2T08 SHIELDED TRIPLE PER M27500-(XX)JL3T08 TWISTED PAIR PER M27500-(XX)JL2U00. (XX=22 AWG EXCEPT AS NOTED)
- PERMISSIBLE FOR WIRE(S) TO DEVIATE FROM HIRF REQUIREMENTS AS DEFINED IN CSAM012.
- IF COCKPIT SPEAKER MUTE IS INSTALLED, REFERENCE SPEAKER MUTE AUDIO MOD DRAWING TO MOD WIRES YP1537-AC504, A1523-AC505, YP1536-AC506, & A1524-AC507.
- IF PBS-250/400 CABIN BRIEFER IS INSTALLED, REFERENCE CABIN BRIEFER AUDIO MOD DRAWING TO MOD WIRES A1521-3JF527, A1522-1JF527, & A1523-2JF527.

DATE	05/30/2003	CESSNA AIRCRAFT COMPANY
DRAWN	K. BURTON	AIRCRAFT DIVISION
GROUP		P.O. BOX 7704
CHECK		WICHITA, KANSAS 67277
SECT		
PROJ		
M.E.		
OTHER		
FABRICATE PER	CSAM005	SIZE FSCM NO.
PROCESS PER	XXXXXX	DRG NO.
WIRE TERMINATION PER	5652716	F71379 8615176
SCALE	NONE	PARENT 8615172
		SHEET 1 OF 3

8615176 C

P1537
 PLT AUDIO (REF)
 CTL_PNL (160J1)

MASK/BOOM PTT •H

HAND MIC PTT
 PILOT MIC (H)
 PILOT MIC (L)

+28VDC PWR RTN •M

LH HDPHONE (H)
 LH HDPHONE (L) •T
 •K

MASK/BOOM MIC (H) •I

P1539
 PLT AUDIO (REF)
 CTL_PNL (160J2)

INTERPHONE PTT •P

INPH ENABLE •B

P1538
 COPLT AUD (REF)
 CTL_PNL (C160J2)

INPH ENABLE •B

INTERPHONE PTT •P

P1536
 COPLT AUD (REF)
 CTL_PNL (C160J1)

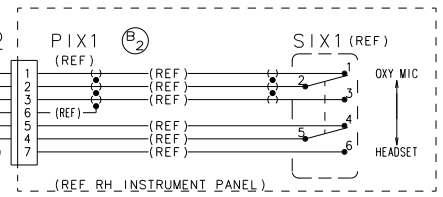
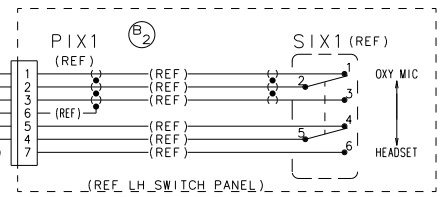
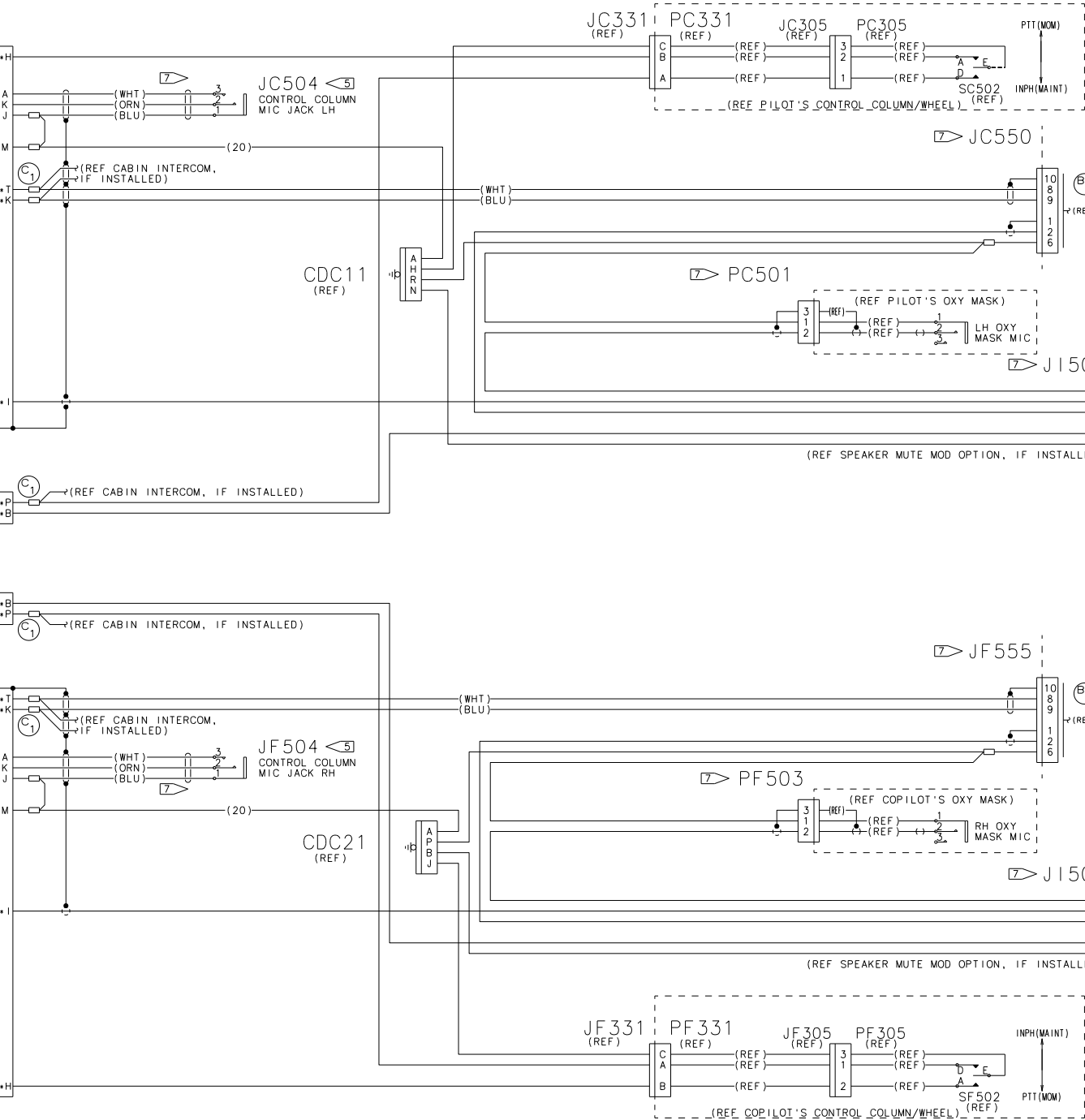
RH HDPHONE (H)
 RH HDPHONE (L) •T
 •K

HAND MIC PTT
 COPILOT MIC (H)
 COPILOT MIC (L)

+28VDC PWR GND •M

MASK/BOOM MIC (H) •I

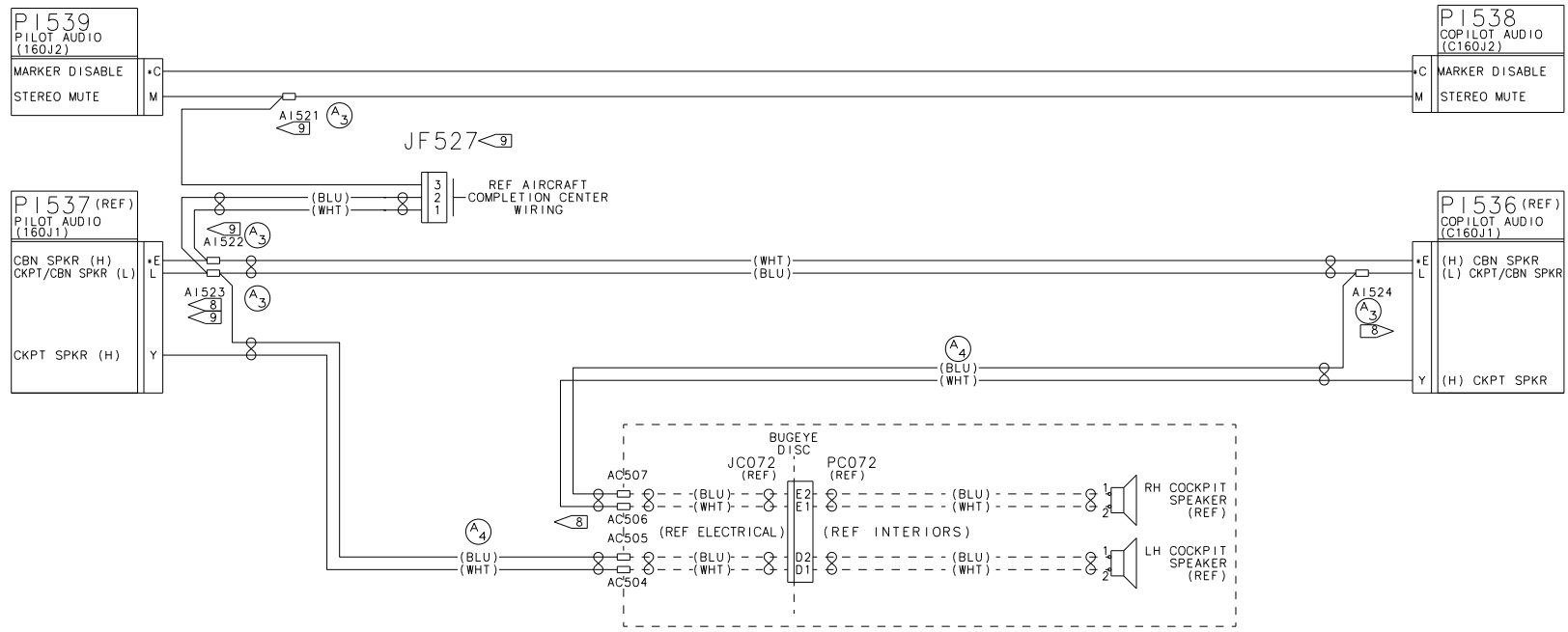
MASK/BOOM PTT •H



DATE	9/30/2003	CESSNA AIRCRAFT COMPANY	
DRAWN	K. BURTON	AIRCRAFT DIVISION	
GROUP		P.O. BOX 7704	
CHECK		WICHITA, KANSAS 67277	
SECT			
PROJ		CABLE ASSEMBLY - AUDIO	
M.E.			
OTHER			
FABRICATE PER	CSAR005	SIZE	
PROCESS PER	XXXXXXXXXX	F71379	DWG NO.
WIRE TERMINATION PER	SES2718	8615176	8615176
		SCALE	SHEET 2 OF 3

8615176

REVISIONS				
SHEET	REV	DESCRIPTION	DATE	APPROVED



8615176 P.C

DATE	9/30/2003	CESSNA AIRCRAFT COMPANY
DRAWN	K. BURTON	AIRCRAFT DIVISION
GROUP		P. O. BOX 7704
CHECK		WICHITA, KANSAS 67277
SECT		
PROJ		
M.E.		
OTHER		
FABRICATE PER	CSAMDS	SIZE FSCM NO.
PROCESS PER	XXXXXXXXXX	DRG NO.
WIRE TERMINATION PER	SESZ216	F71379 8615176
		SCALE:
		SHEET 3 OF 3